



■ **ANTIVIBRANTI**  
ANTI-VIBRANTS

□ **RONDELLE, BUSSOLE E TUBETTI**  
WASHERS, BUSHES AND TUBES

□ **PIEDINI E TAPPI**  
FEET AND CAPS


□ **PASSACAVI E CAPPUCCI**  
CABLE GLANDS AND COVERS

□ **ALTRI ARTICOLI**  
OTHER ARTICLES

Stampati in gomma  
Manufactured in rubber

## ANTIVIBRANTI A PIEDINO CILINDRICO CON VITE MASCHIO

Cylindrical anti-vibrant foos with male screws




### Legenda

Misure in mm

Ø = diametro piede

H = altezza piede

M = misure vite maschio  
(diametro x altezza)



### Standard

Dimensions in mm

Ø = Base Diameter

H = Base Height

M = Male Screw Size  
(Diameter x Height)

Cod. Art. (Article no.)	Ø	H	M	Cod. Art. (Article no.)	Ø	H	M
MC13100410	13	10	4 x 10	MC30200824	30	20	8 x 24
MC13150410	13	15	4 x 10	MC30250615	30	25	6 x 15
MC13230410	13	23	4 x 10	MC30250624	30	25	6 x 24
MC13300410	13	30	4 x 10	MC30250817	30	25	8 x 17
MC16150410	16	15	4 x 10	MC30250824	30	25	8 x 24
MC16310410	16	31	4 x 10	MC30300615	30	30	6 x 15
MC16330410	16	33	4 x 10	MC30300624	30	30	6 x 24
MC20070613	20	7	6 x 13	MC30300617	30	30	8 x 17
MC20070619	20	7	6 x 19	MC30300824	30	30	8 x 24
MC20150613	20	15	6 x 13	MC30350615	30	35	6 x 15
MC20150619	20	15	6 x 19	MC30350624	30	35	6 x 24
MC20200613	20	20	6 x 13	MC30350817	30	35	8 x 17
MC20200619	20	20	6 x 19	MC30350824	30	35	8 x 24
MC20250613	20	25	6 x 13	MC40200816	40	20	8 x 16
MC20250619	20	25	6 x 19	MC40200823	40	20	8 x 23
MC25100611	25	10	6 x 11	MC40250816	40	25	8 x 16
MC25100615	25	10	6 x 15	MC40250823	40	25	8 x 23
MC25100619	25	10	6 x 19	MC40300816	40	30	8 x 16
MC25150611	25	15	6 x 11	MC40300823	40	30	8 x 23
MC25150615	25	15	6 x 15	MC40350816	40	35	8 x 16
MC25150619	25	15	6 x 19	MC40350823	40	35	8 x 23
MC25200611	25	20	6 x 11	MC40400816	40	40	8 x 16
MC25200615	25	20	6 x 15	MC40400823	40	40	8 x 23
MC25200619	25	20	6 x 19	MC50201018	50	20	10 x 18
MC25250611	25	25	6 x 11	MC50201028	50	20	10 x 28
MC25250615	25	25	6 x 15	MC50301018	50	30	10 x 18
MC25250619	25	25	6 x 19	MC50301028	50	30	10 x 28
MC30150615	30	15	6 x 15	MC50401018	50	40	10 x 18
MC30150624	30	15	6 x 24	MC50401028	50	40	10 x 28
MC30150817	30	15	8 x 17	MC50501018	50	50	10 x 18
MC30150824	30	15	8 x 24	MC50501028	50	50	10 x 28
MC30200615	30	20	6 x 15	MC65451238	65	45	12 x 38
MC30200624	30	20	6 x 24	MC75251238	75	25	12 x 38
MC30200817	30	20	8 x 17	MC75401238	75	40	12 x 38



## ANTIVIBRANTI A PIEDINO CILINDRICO CON VITE FEMMINA

Cylindrical anti-vibrant foot with female screws



Cod. Art. (Article no.)	Ø	H	F	Cod. Art. (Article no.)	Ø	H	F
FC131504	13	15	4	FC302008	30	20	8
FC132304	13	23	4	FC302508	30	25	8
FC133004	13	30	4	FC303008	30	30	8
FC161504	16	15	4	FC303508	30	35	8
FC161505	16	15	5	FC402008	40	20	8
FC163104	16	31	4	FC402508	40	25	8
FC163105	16	31	5	FC403008	40	30	8
FC163304	16	33	4	FC403508	40	35	8
FC163305	16	33	5	FC404008	40	40	8
FC201506	20	15	6	FC502010	50	20	10
FC202006	20	20	6	FC503010	50	30	10
FC202506	20	25	6	FC504010	50	40	10
FC251506	25	15	6	FC505010	50	50	10
FC252006	25	20	6	FC654512	65	45	12
FC252506	25	25	6	FC752512	75	25	12
FC301508	30	15	8	FC754012	75	40	12



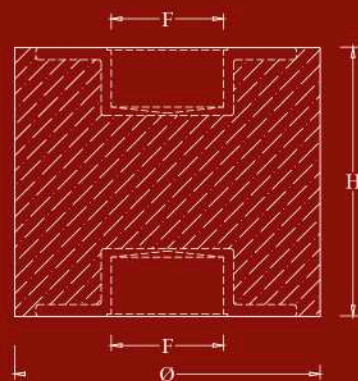
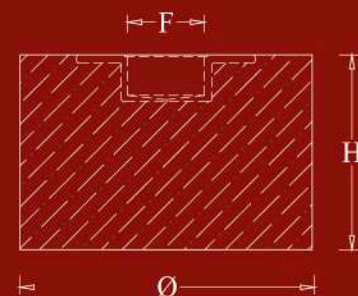
### ANTIVIBRANTI ANTI-VIBRANTS

- RONDELLE, BUSSOLE E TUBETTI  
WASHERS, BUSHES AND TUBES
- PIEDINI E TAPPI  
FEET AND CAPS
- PASSACAVI E CAPPUCCI  
CABLE GLANDS AND COVERS
- ALTRI ARTICOLI  
OTHER ARTICLES

Stampati in gomma  
Manufactured in rubber

### Legenda

Misure in mm  
Ø = diametro piede  
H = altezza piede  
F = misure vite femmina  
(diametro filetto)



### Standard

Dimensions in mm  
Ø = Base Diameter  
H = Base Height  
F = Female Screw Size  
(Thread Diameter)

## ANTIVIBRANTI A PIEDINO CILINDRICO CON DOPPIA VITE FEMMINA

Cylindrical anti-vibrant foots with double female screws



Cod. Art. (Article no.)	Ø	H	FF	Cod. Art. (Article no.)	Ø	H	FF
FF132304	13	23	4	FF163105	16	31	5
FF133004	13	30	4	FF163304	16	33	4
FF163104	16	31	4	FF163305	16	33	5





■ **ANTIVIBRANTI**  
ANTI-VIBRANTS

□ **RONDELLE, BUSSOLE E TUBETTI**  
WASHERS, BUSHES AND TUBES

□ **PIEDINI E TAPPI**  
FEET AND CAPS

□ **PASSACAVI E CAPPUCCI**  
CABLE GLANDS AND COVERS

□ **ALTRI ARTICOLI**  
OTHER ARTICLES

Stampati in gomma  
Manufactured in rubber

**ANTIVIBRANTI A PIEDINO CILINDRICO CON VITE MASCHIO E FEMMINA**

*Cylindrical anti-vibrant foot with male and female screws*



ORIGINAL PRODUCTION  
**BRIZZA**  
MILANO

**Legenda**

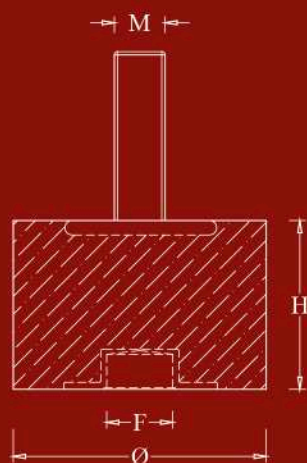
Misure in mm

Ø = diametro piede

H = altezza piede

M = misure vite maschio  
(diametro x altezza)

F = misure vite femmina  
(diametro filetto)



**Standard**

Dimensions in mm

Ø = Base Diameter

H = Base Height

M = Male Screw Size  
(Diameter x Height)

F = Female Screw Size  
(Thread Diameter)

Cod. Art. (Article no.)	Ø	H	M	F	Cod. Art. (Article no.)	Ø	H	M	F
MF1315041004	13	15	4 x 10	4	MF4020081608	40	20	8 x 16	8
MF1323041004	13	15	4 x 10	4	MF4020082308	40	20	8 x 23	8
MF1330041004	13	30	4 x 10	4	MF4025081608	40	25	8 x 16	8
MF1615041004	16	15	4 x 10	4	MF4025082308	40	25	8 x 23	8
MF1631041004	16	31	4 x 10	4	MF4030081608	40	30	8 x 16	8
MF1633041004	16	33	4 x 10	4	MF4030082308	40	30	8 x 23	8
MF2015061306	20	15	6 x 13	6	MF4035081608	40	35	8 x 16	8
MF2015061906	20	15	6 x 19	6	MF4035082308	40	35	8 x 23	8
MF2020061306	20	20	6 x 13	6	MF4040081608	40	40	8 x 16	8
MF2020061906	20	20	6 x 19	6	MF4040082308	40	40	8 x 23	8
MF2025061306	20	25	6 x 13	6	MF5030101810	50	30	10 x 18	10
MF2025061906	20	25	6 x 19	6	MF5030102810	50	30	10 x 28	10
MF2520061106	25	20	6 x 11	6	MF5040101810	50	40	10 x 18	10
MF2520061506	25	20	6 x 15	6	MF5040102810	50	40	10 x 28	10
MF2520061906	25	20	6 x 19	6	MF5050101810	50	50	10 x 18	10
MF2525061106	25	25	6 x 11	6	MF5050102810	50	50	10 x 28	10
MF2525061506	25	25	6 x 15	6	MF6545123812	65	45	12 x 38	12
MF2525061906	25	25	6 x 19	6	MF7525123812	75	25	12 x 38	12
MF3020061508	30	20	6 x 15	8	MF7540123812	75	40	12 x 38	12
MF3020062408	30	20	6 x 24	8					
MF3020081708	30	20	8 x 17	8					
MF3020082408	30	20	8 x 24	8					
MF3025061508	30	25	6 x 15	8					
MF3025062408	30	25	6 x 24	8					
MF3025081708	30	25	8 x 17	8					
MF3025082408	30	25	8 x 24	8					
MF3030061508	30	30	6 x 15	8					
MF3030062408	30	30	6 x 24	8					
MF3030081708	30	30	8 x 17	8					
MF3030082408	30	30	8 x 24	8					
MF3035061508	30	35	6 x 15	8					
MF3035062408	30	35	6 x 24	8					
MF3035081708	30	35	8 x 17	8					
MF3035082408	30	35	8 x 24	8					





## ANTIVIBRANTI A PIEDINO CILINDRICO CON DOPPIA VITE MASCHIO

Antivibrants cylindric bases with double male screw



Cod. Art. (Article no.)	Ø	H	MM	Cod. Art. (Article no.)	Ø	H	MM
MM13100410	13	10	4 x 10	MM30300824	30	30	8 x 24
MM13150410	13	15	4 x 10	MM30350615	30	35	6 x 15
MM13230410	13	23	4 x 10	MM30350624	30	35	6 x 24
MM13300410	13	30	4 x 10	MM30350817	30	35	8 x 17
MM20070613	20	7	6 x 13	MM30350824	30	35	8 x 24
MM20070619	20	7	6 x 19	MM40200816	40	20	8 x 16
MM20150613	20	15	6 x 13	MM40200823	40	20	8 x 23
MM20150619	20	15	6 x 19	MM40250816	40	25	8 x 16
MM20200613	20	20	6 x 13	MM40250823	40	25	8 x 23
MM20200619	20	20	6 x 19	MM40300816	40	30	8 x 16
MM20250613	20	25	6 x 13	MM40300823	40	30	8 x 23
MM20250619	20	25	6 x 19	MM40350816	40	35	8 x 16
MM25100611	25	10	6 x 11	MM40350823	40	35	8 x 23
MM25100615	25	10	6 x 15	MM40400816	40	40	8 x 16
MM25100619	25	10	6 x 19	MM40400823	40	40	8 x 23
MM25150611	25	15	6 x 11	MM50201018	50	20	10 x 18
MM25150615	25	15	6 x 15	MM50201028	50	20	10 x 28
MM25150619	25	15	6 x 19	MM50301018	50	30	10 x 18
MM25200611	25	20	6 x 11	MM50301028	50	30	10 x 28
MM25200615	25	20	6 x 15	MM50401018	50	40	10 x 18
MM25200619	25	20	6 x 19	MM50401028	50	40	10 x 28
MM25250611	25	25	6 x 11	MM50501018	50	50	10 x 18
MM25250615	25	25	6 x 15	MM50501028	50	50	10 x 28
MM25250619	25	25	6 x 19	MM65451238	65	45	12 x 38
MM30150615	30	15	6 x 15	MM75251238	75	25	12 x 38
MM30150624	30	15	6 x 24	MM75401238	75	40	12 x 38
MM30150817	30	15	8 x 17				
MM30150824	30	15	8 x 24				
MM30200615	30	20	6 x 15				
MM30200624	30	20	6 x 24				
MM30200817	30	20	8 x 17				
MM30200824	30	20	8 x 24				
MM30250615	30	25	6 x 15				
MM30250624	30	25	6 x 24				
MM30250817	30	25	8 x 17				
MM30250824	30	25	8 x 24				
MM30300615	30	30	6 x 15				
MM30300624	30	30	6 x 24				
MM30300817	30	30	8 x 17				



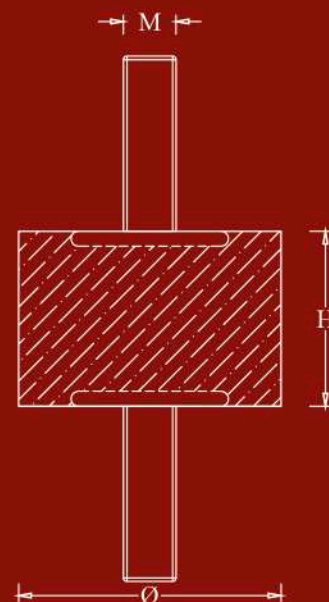
### ANTIVIBRANTI ANTI-VIBRANTS

- RONDELLE, BUSSOLE E TUBETTI  
WASHERS, BUSHES AND TUBES
- PIEDINI E TAPPI  
FEET AND CAPS
- PASSACAVI E CAPPUCCI  
CABLE GLANDS AND COVERS
- ALTRI ARTICOLI  
OTHER ARTICLES

Stampati in gomma  
Manufactured in rubber

### Legenda

Misure in mm  
Ø = diametro  
H = altezza  
M = misure viti maschio  
(diametro x altezza)



### Standard

Dimensions in mm  
Ø = Diameter  
H = Height  
M = Male Screws Size  
(Diameter x Height)





- **ANTIVIBRANTI**  
ANTI-VIBRANTS
- **RONDELLE, BUSSOLE E TUBETTI**  
WASHERS, BUSHES AND TUBES
- **PIEDINI E TAPPI**  
FEET AND CAPS
- **PASSACAVI E CAPPUCCI**  
CABLE GLANDS AND COVERS
- **ALTRI ARTICOLI**  
OTHER ARTICLES

Stampati in gomma  
Manufactured in rubber

### Legenda

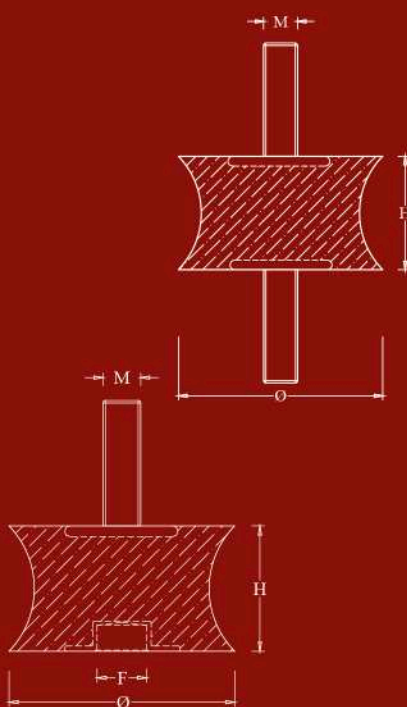
Misure in mm

Ø = diametro massimo

H = altezza

M = misure viti maschio  
(diametro x altezza)

F = misure viti femmina  
(diametro filetto)



### Standard

Dimensions in mm

Ø = Maximum Diameter

H = Height

M = Male Screws Size  
(Diameter x Height)

F = Female Screws Size  
(Threads Diameter)

## ANTIVIBRANTI SGOLATI A DOPPIA VITE MASCHIO

Pared anti-vibrants with double male screws



Cod. Art. (Article no.)	Ø	H	MM	Cod. Art. (Article no.)	Ø	H	MM
MMS25200611	25	20	6 x 11	MMS.45450819	45	45	8 x 19
MMS25200615	25	20	6 x 15	MMS50451018	50	45	10 x 18
MMS25200619	25	20	6 x 19	MMS50451028	50	45	10 x 28
MMS35330815	35	33	8 x 15				

## ANTIVIBRANTI SGOLATI CON VITE MASCHIO E FEMMINA

Pared anti-vibrants with male and female screws



Cod. Art. (Article no.)	Ø	H	M	F
MFS252006116	25	20	6 x 11	6
MFS252006156	25	20	6 x 15	6
MFS252006196	25	20	6 x 19	6
MFS353308158	35	33	8 x 15	8





## ANTIVIBRANTI A PIEDINO "PUFFER" CON VITE MASCHIO

Anti-vibrants foot "puffer" with male screw




Cod. Art. (Article no.)	Ø	H	MM	Cod. Art. (Article no.)	Ø	H	MM
MP13120410	13	12	4 x 10	MP25130615	25	13	6 x 15
MP13170410	13	17	4 x 10	MP25130619	25	13	6 x 19
MP13250410	13	25	4 x 10	MP25180611	25	18	6 x 11
MP13320410	13	32	4 x 10	MP25180615	25	18	6 x 15
MP20090613	20	9	6 x 13	MP25180619	25	18	6 x 19
MP20090619	20	9	6 x 19	MP25230611	25	23	6 x 11
MP20170613	20	17	6 x 13	MP25230615	25	23	6 x 15
MP20170619	20	17	6 x 19	MP25230619	25	23	6 x 19
MP20220613	20	22	6 x 13	MP25280611	25	28	6 x 11
MP20220619	20	22	6 x 19	MP25280615	25	28	6 x 15
MP20270613	20	27	6 x 13	MP25280619	25	28	6 x 19
MP20270619	20	27	6 x 19	MP50281018	50	28	10 x 18
MP25130611	25	13	6 x 11	MP50281028	50	28	10 x 28

## ANTIVIBRANTI A PIEDINO "PUFFER" CON VITE FEMMINA

Anti-vibrants foot "puffer" with female screw

Cod. Art. (Article no.)	Ø	H	F	Cod. Art. (Article no.)	Ø	H	F
FP131704	13	17	4	FP202706	20	27	6
FP132504	13	25	4	FP251806	25	18	6
FP133204	13	32	4	FP252306	25	23	6
FP201706	20	17	6	FP252806	25	28	6
FP202206	20	22	6				



### ANTIVIBRANTI ANTI-VIBRANTS

RONDELLE, BUSSOLE E TUBETTI  
WASHERS, BUSHES AND TUBES

PIEDINI E TAPPI  
FEET AND CAPS

PASSACAVI E CAPPUCCI  
CABLE GLANDS AND COVERS

ALTRI ARTICOLI  
OTHER ARTICLES

Stampati in gomma  
Manufactured in rubber

### Legenda

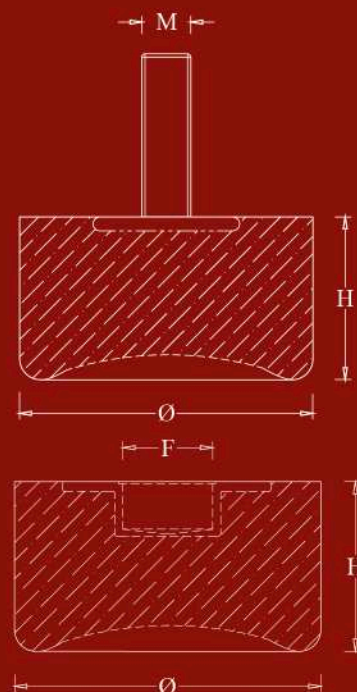
Misure in mm

Ø = diametro

H = altezza

M = misure vite maschio  
(diametro x altezza)

F = misure vite femmina  
(diametro filetto)



### Standard

Dimensions in mm

Ø = Diameter

H = Height

M = Male Screw Size  
(Diameter x Height)

F = Female Screw Size  
(Threads Diameter)





■ **ANTIVIBRANTI**  
ANTI-VIBRANTS

□ **RONDELLE, BUSSOLE E TUBETTI**  
WASHERS, BUSHES AND TUBES

□ **PIEDINI E TAPPI**  
FEET AND CAPS

□ **PASSACAVI E CAPPUCCI**  
CABLE GLANDS AND COVERS

□ **ALTRI ARTICOLI**  
OTHER ARTICLES

Stampati in gomma  
Manufactured in rubber

**Legenda**

Misure in mm

Ø = diametro

H = altezza

M = misure vite maschio  
(diametro x altezza)

F = misure vite femmina  
(diametro filetto)

**Standard**

Dimensions in mm


Ø = Diameter

H = Height

M = Male Screw Size  
(Diameter x Height)

F = Female Screw Size  
(Threads Diameter)

Da non sottovalutare, la  
lunga esperienza che  
permette alla nostra azienda  
di fornire tutta la consulenza  
per risolvere ogni tipo di  
esigenza specifica.



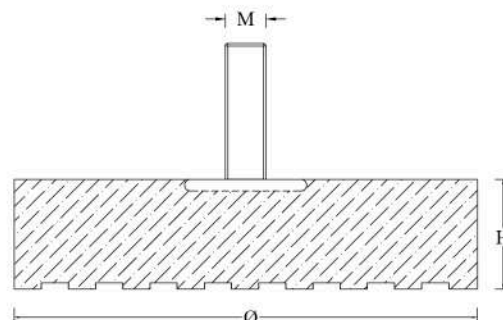
Do not underestimate the  
experience of our company  
that allows us to provide  
consultancy and to solve any  
kind of specific need.

**ANTIVIBRANTI A PIEDINO ANTISDRUCCIOLO CON VITE MASCHIO**

Textured anti-vibrant foot (anti-slip characteristic) with male screw

Cod. Art. (Article no.)	Ø	H	M
MA07526	75	26	12 x 38
MA07541	75	41	12 x 38

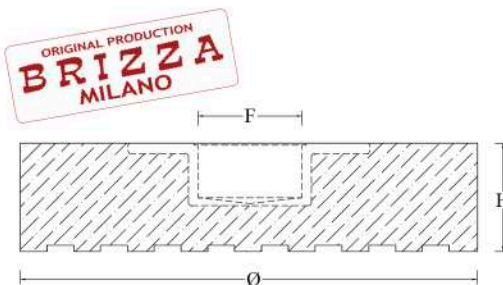
ORIGINAL PRODUCTION  
**BRIZZA**  
MILANO



**ANTIVIBRANTI A PIEDINO ANTISDRUCCIOLO CON VITE FEMMINA**

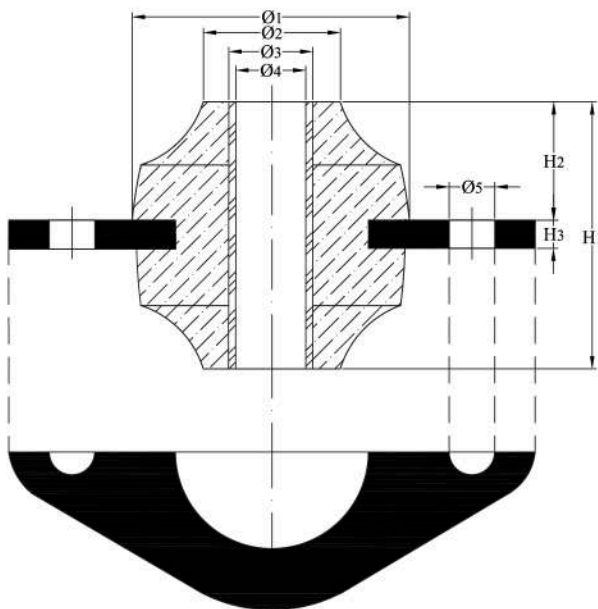
Textured anti-vibrant foot (anti-slip characteristic) with female screw

Cod. Art. (Article no.)	Ø	H	F
FA0752612	75	26	F 12
FA0754112	75	41	F 12
FA1002212	100	22	F 12
FA1502516	150	25	F 16
FA2003020	200	30	F 20



**ANTIVIBRANTI FLANGIATI CON BOCCOLA**

Flanged anti-vibrants with bush



Misure  
su richiesta  
come da  
disegno.

Dimensions  
on demand  
as the design.

ORIGINAL PRODUCTION  
**BRIZZA**  
MILANO